



FITTINGS

IRON AND ALUMINUM MOGUL CONDUIT BODIES



LB TYPE



C TYPE

- Suitable for wet locations when used with gasketed covers.
- Federal Specification W-C-586D / A-A 50563.
- Suitable for use in hazardous location applications when installed according to NEC Articles 501.10(b), Class I, Div. 2, (Suitable for use in Class I Zone 2 applications) 502.10, and 503.10.



FEATURES-SPECIFICATIONS

Applications

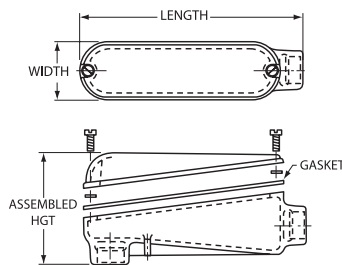
- Mogul fittings are for use with rigid and IMC raceways
- Use where standard conduit bodies do not provide adequate access and wiring area for the pulling of large and heavy conductors
- For right angle bends where splices, pulls and taps are needed in a weather-proof chamber

Features

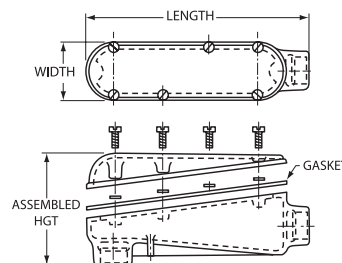
- A raised dome cover permits additional wiring room
- Furnished with captive ss screws and gasket
- LBD, C and UB Series available with built-in cable-pulling rollers on sizes 1-1/2" and larger. Add -WR to catalog number. Example MOLBD-5-WR.

Material/Finish

- Cast iron moguls are hot dipped galvanized
- Aluminum moguls are of copper-free aluminum (less than 4/10 of 1%) with electrostatically applied powder coating



LB Sizes 1" thru 2"



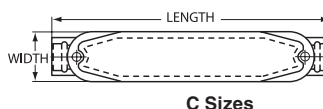
LB Sizes 2-1/2" thru 4"

LB TYPE MOGUL CONDUIT BODY						
CATALOG NUMBER		HUB SIZE	LENGTH	ASSEMBLED HEIGHT	WIDTH	6X LENGTH
KILLARK ALUM.	KILLARK IRON					
MOLBD-1	MOLBD-1M	1/2"	5" (127)	2-5/16" (59)	1-5/16" (33)	3" (76)
MOLBD-2	MOLBD-2M	3/4"	6-1/4" (159)	2-5/8" (67)	1-9/16" (40)	4-1/2" (114)
MOLBD-3	MOLBD-3M	1"	9-5/8" (244)	3-5/8" (92)	2-1/2" (64)	7-1/2" (191)
MOLBD-4	MOLBD-4M	1-1/4"	9-5/8" (244)	3-5/8" (92)	2-1/2" (64)	7-1/2" (191)
MOLBD-5	MOLBD-5M	1-1/2"	14-7/16" (367)	5-5/8" (143)	3" (76)	12" (305)
MOLBD-6	MOLBD-6M	2"	14-7/16" (367)	5-5/8" (143)	3" (76)	12" (305)
MOLBD-7	MOLBD-7M	2-1/2"	22" (559)	7-1/2" (191)	4-1/2" (114)	18" (457)
MOLBD-8	MOLBD-8M	3"	22" (559)	7-1/2" (191)	4-1/2" (114)	18" (457)
MOLBD-9	MOLBD-9M	3-1/2"	28-1/2" (724)	9-1/4" (235)	5-1/2" (140)	24" (610)
MOLBD-0	MOLBD-0M	4"	28-1/2" (724)	9-1/4" (235)	5-1/2" (140)	24" (610)

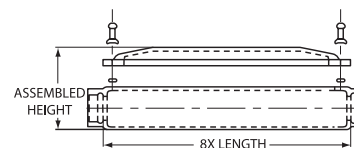
NOTE - For built-in cable rollers (on sizes 1-1/2" and larger), add -WR to catalog number. Example: MOLBD-5WR.

C TYPE MOGUL CONDUIT BODY						
CATALOG NUMBER		HUB SIZE	LENGTH	ASSEMBLED HEIGHT	WIDTH	8X LENGTH
KILLARK ALUM.	KILLARK IRON					
MOC-3	MOC-3M	1"	12" (305)	3" (76)	2-5/8" (67)	10" (254)
MOC-4	MOC-4M	1-1/4"	12-1/16" (306)	3-5/16" (84)	2-5/8" (67)	10" (254)
MOC-5	MOC-5M	1-1/2"	18-1/8" (460)	3-7/8" (98)	3-3/16" (81)	16" (406)
MOC-6	MOC-6M	2"	18-1/16" (459)	4-7/16" (113)	3-3/16" (81)	16" (406)
MOC-7	MOC-7M	2-1/2"	27-1/8" (689)	5-3/16" (132)	4-11/16" (119)	24" (610)
MOC-8	MOC-8M	3"	27-1/4" (692)	5-15/16" (151)	4-11/16" (119)	24" (610)
MOC-9	MOC-9M	3-1/2"	35-3/8" (899)	7-3/16" (183)	5-11/16" (144)	32" (813)
MOC-0	MOC-0M	4"	35-7/16" (900)	7-9/16" (192)	5-11/16" (144)	32" (813)

NOTE - For built-in cable rollers (on sizes 1-1/2" and larger), add -WR to catalog number. Example: MOLBD-5WR.



C Sizes





IRON AND ALUMINUM MOGUL CONDUIT BODIES

- Suitable for wet locations when used with gasketed covers.
- Federal Specification W-C-586D / A-A 50563.
- Suitable for use in hazardous location applications when installed according to NEC Articles 501.10(b), Class I, Div. 2, (Suitable for use in Class I Zone 2 applications) 502.10, and 503.10.



T TYPE

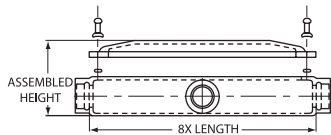
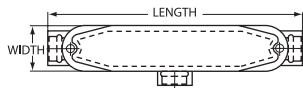


UB TYPE

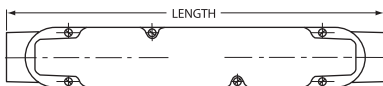
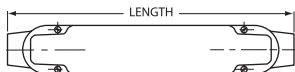
FEATURES-SPECIFICATIONS

See page F23 for Standard Materials & Finish

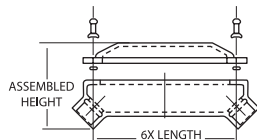
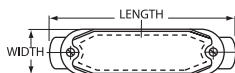
Dimensions



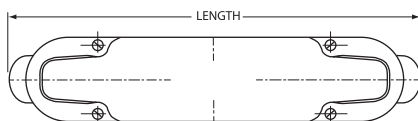
T Sizes 1" thru 2"



T Sizes 2-1/2" thru 4"



UB Sizes 1" thru 2"



UB Sizes 2-1/2" thru 4"

T TYPE						
CATALOG NUMBER		HUB SIZE	LENGTH	ASSEMBLED HEIGHT	WIDTH	8X LENGTH
KILLARK ALUM.	KILLARK IRON					
MOT-3	MOT-3M	1"	12" (305)	3" (76)	2-5/8" (67)	10" (254)
MOT-4	MOT-4M	1-1/4"	12-1/16" (306)	3-5/16" (84)	2-5/8" (67)	10" (254)
MOT-5	MOT-5M	1-1/2"	18-1/8" (460)	3-7/8" (98)	3-3/16" (81)	16" (406)
MOT-6	MOT-6M	2"	18-1/16" (459)	4-7/16" (113)	3-3/16" (81)	16" (406)
MOT-7	MOT-7M	2-1/2"	27-1/8" (689)	5-3/16" (132)	4-11/16" (119)	24" (610)
MOT-8	MOT-8M	3"	27-1/4" (692)	5-15/16" (151)	4-11/16" (119)	24" (610)
MOT-9	MOT-9M	3-1/2"	35-3/8" (899)	7-3/16" (183)	5-11/16" (144)	32" (813)
MOT-0	MOT-0M	4"	35-7/16" (900)	7-9/16" (192)	5-11/16" (144)	32" (813)

UB TYPE						
CATALOG NUMBER		HUB SIZE	LENGTH	ASSEMBLED HEIGHT	WIDTH	6X LENGTH
KILLARK ALUM.	KILLARK IRON					
MOUB-3	MOUB-3M	1"	10-7/16" (265)	3-7/8" (98)	2-5/8" (67)	7-1/2" (191)
MOUB-4	MOUB-4M	1-1/4"	10-7/16" (265)	4-3/16" (106)	2-5/8" (67)	7-1/2" (191)
MOUB-5	MOUB-5M	1-1/2"	15-9/16" (395)	5-1/8" (130)	3-3/16" (81)	12" (305)
MOUB-6	MOUB-6M	2"	15-9/16" (395)	5-3/4" (146)	3-3/16" (81)	12" (305)
MOUB-7	MOUB-7M	2-1/2"	23-1/16" (586)	8-1/2" (216)	4-11/16" (119)	18" (457)
MOUB-8	MOUB-8M	3"	23-5/16" (668)	8-1/2" (216)	4-11/16" (119)	18" (457)
MOUB-9	MOUB-9M	3-1/2"	30" (762)	10-3/8" (264)	5-11/16" (144)	24" (610)
MOUB-0	MOUB-0M	4"	30" (762)	10-3/8" (264)	5-11/16" (144)	24" (610)

NOTE - For built-in cable rollers (on sizes 1-1/2" and larger), add -WR to catalog number. Example: MOLBD-5WR.